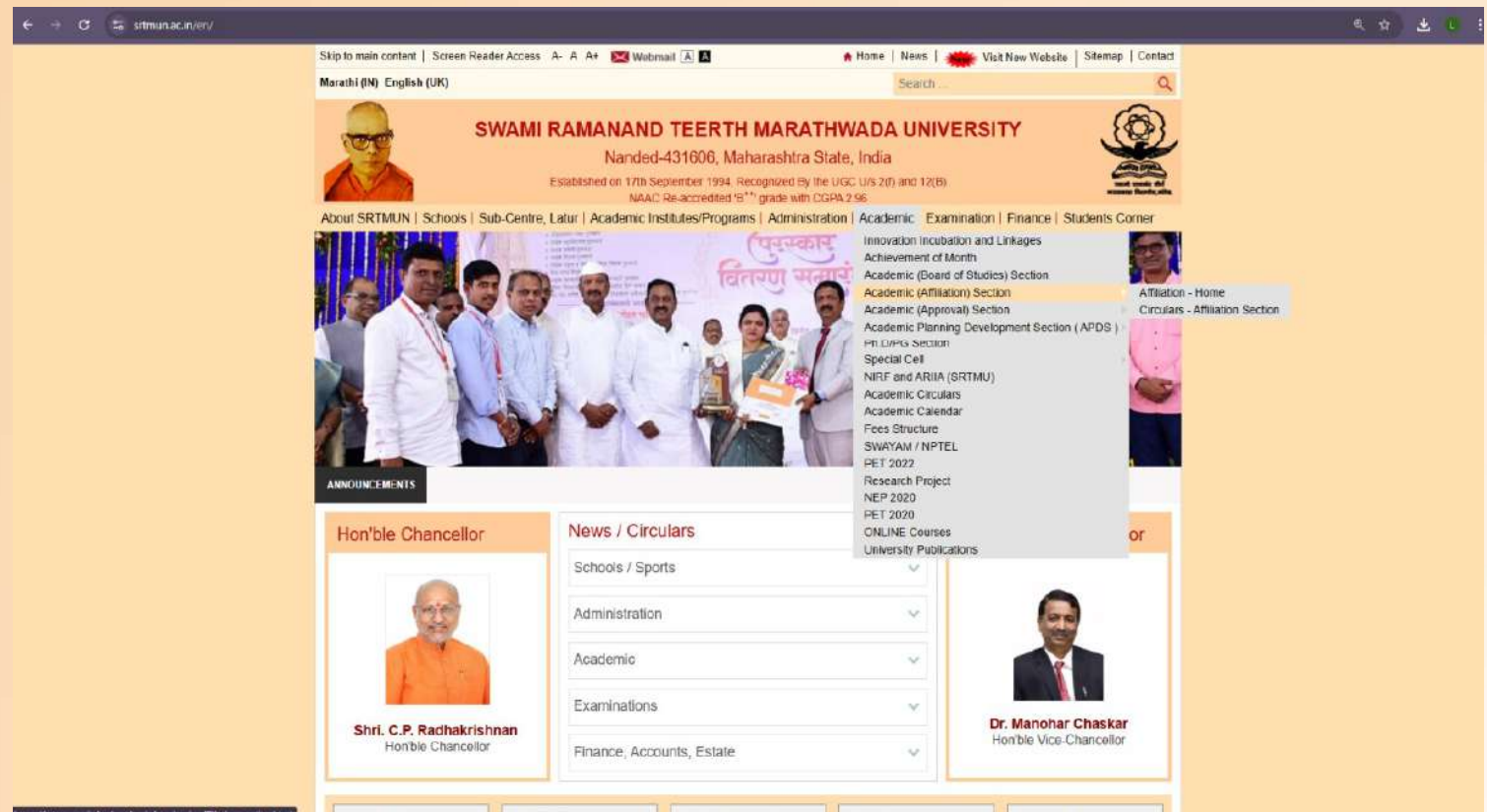


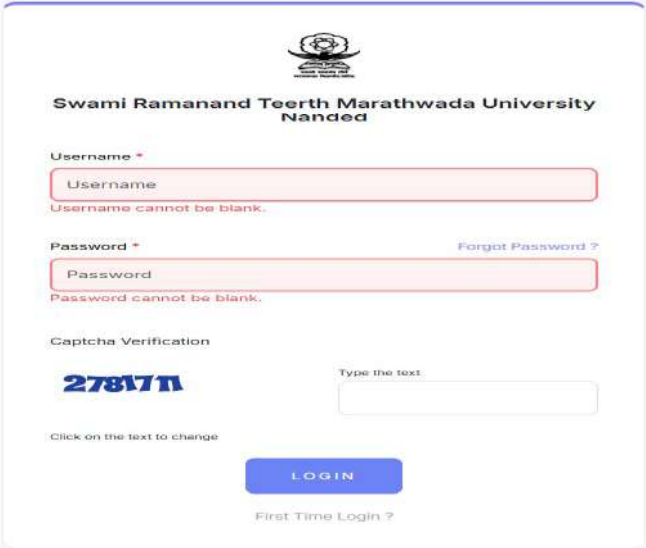
# Step By Step Affiliation Proposal Process

- Go to the university website : [www.srtmun.ac.in](http://www.srtmun.ac.in)
- Go to Academic.



# Step By Step Affiliation Proposal Process

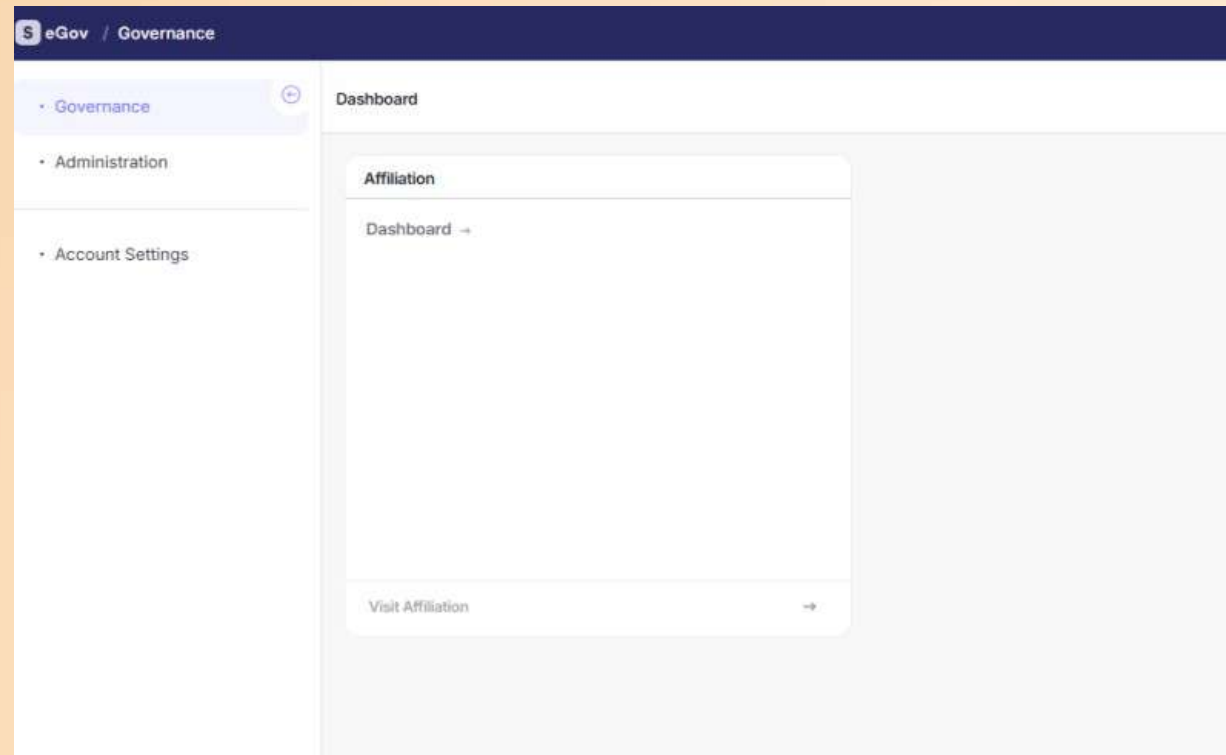
- Click on Circulars- Affiliation Section.
- Open the circular - <https://srtmun.ac.in/en/academic/academic-affiliation-section/circulars-related-to-affiliation-section/27332-e-samarth-online-portal.html>
- Click E-Samarth link.
- Login with the credential provided to your college.



The screenshot shows the login interface for Swami Ramanand Teerth Marathwada University Nanded. At the top is the university's logo and name. Below this are three main input sections: a Username field with a red border and a red error message 'Username cannot be blank.'; a Password field with a red border and a red error message 'Password cannot be blank.'; and a Captcha Verification section. The Captcha section displays the text '2781711' and a prompt 'Type the text' above an empty input box. There is a link 'Click on the text to change' below the captcha. A blue 'LOGIN' button is centered at the bottom, with a link 'First Time Login ?' below it.

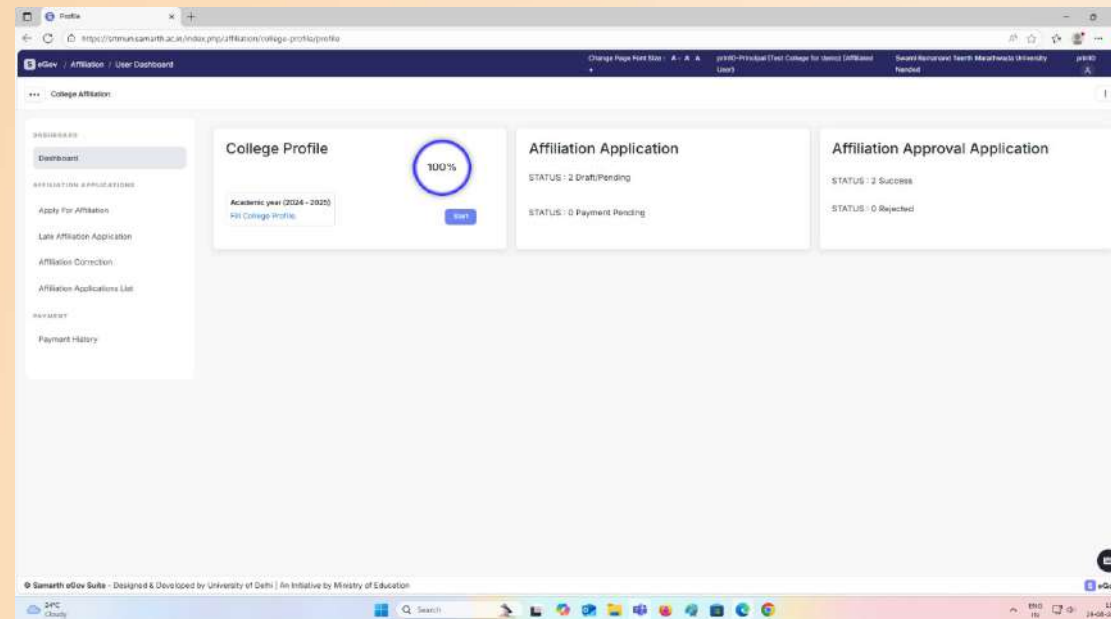
# Step By Step Affiliation Proposal Process

➤ Click Governance and then in Dashboard Visit Affiliation.



# Step By Step Affiliation Proposal Process

- Click Start
- Fill All the steps One by One
  - ✓ Institutional Details
  - ✓ Physical Infrastructure
  - ✓ Other University Programmes Details
  - ✓ Uploads and Declaration



# Step By Step Affiliation Proposal Process

➤ Click on Print pdf

Home

Institutional Details

Physical Infrastructure

Other University Programme Details

Uploads and Declaration

Uploads

Declaration

Form Summary

(0%)

Warning!

The Uploads section is not entirely finished, as only 0% of the required uploads have been submitted

College Profile : Test College for demo 2

Print Pdf

General Details

Institution Type	Affiliated
College Name	Test College for demo 2
College Email	leerakamble@srtnm.un.ac.in

Head / Principal of Institute / College and Management Details

Teacher Info & Sports Facilities

Are there any programs currently being offered that are affiliated with other universities? Please enter 'Yes' if your college or institution is affiliated with multiple universities for different programs?	YES
Teachers Available	YES
Teacher Not Available Explanation	no

# Step By Step Affiliation Proposal Process

- Save the Pdf file.
- After filling all information Check and then click submit.

Institutional Details

Physical Infrastructure

Other University Programme Details

Uploads and Declaration

Uploads

Declaration

Form Summary

Details of Teaching faculties of such programmes which are affiliated with other Universities

Department	Qualification	Name	Programme Associated With	More Details	Uploads

Non Teaching Staff Details

Staff Type	Name	Designation	Educational Qualification	Date of Birth	Date of Join	Pay Scale	Total Emoluments

Facilities for Students Details

Facility	Discription	For Boy	For Girl

Back

Submit

# Step By Step Affiliation Proposal Process

- University will verify the documents and then approval the college profile.

The screenshot displays the 'eGov / Affiliation / User Dashboard' interface. The top navigation bar includes links for 'Change Page Font Size', 'print0-Principal (Test College for demo) (Affiliated User)', and 'Swami Ramswami Teerth Marathwada University Narced'. The main content area is titled 'College Affiliation' and features a sidebar with navigation options: 'Dashboard', 'AFFILIATION APPLICATIONS', and 'PAYMENT'. The 'AFFILIATION APPLICATIONS' section is active, showing three main cards: 'College Profile', 'Affiliation Application', and 'Affiliation Approval Application'. The 'College Profile' card shows a '100%' completion status for the 'Academic year (2024 - 2025)' with a 'View' button. The 'Affiliation Application' card shows 'STATUS : 2 Draft/Pending' and 'STATUS : 0 Payment Pending'. The 'Affiliation Approval Application' card shows 'STATUS : 2 Success' and 'STATUS : 0 Rejected'.

Section	Status / Action
College Profile	Academic year (2024 - 2025) Approval Successful (100%)
Affiliation Application	STATUS : 2 Draft/Pending STATUS : 0 Payment Pending
Affiliation Approval Application	STATUS : 2 Success STATUS : 0 Rejected

# Step By Step Affiliation Proposal Process

## ➤ After Approval –Click Apply For Affiliation

The screenshot displays the 'Affiliation Sessions' page of an eGov system. The page has a dark blue header with navigation links and a user profile. A sidebar on the left contains a menu with options like 'Dashboard', 'Apply For Affiliation', and 'Payment History'. The main content area shows a table titled 'Affiliation Sessions' with one row of data. The table columns include #, Actions, Live Status, University / Institute, Academic Year Form, Academic Year To, Affiliation Request Type, Session Start Date, Session End Date, Payment Method, and Payment Gateway. The data row shows a 'Continue Applying' button, a 'LIVE' status, and details for 'Swami Ramanand Teerth Marathwada University Nanded' for the academic year 2025-2026.

#	Actions	Live Status	University / Institute	Academic Year Form	Academic Year To	Affiliation Request Type	Session Start Date	Session End Date	Payment Method	Payment Gateway
1	<a href="#">Continue Applying</a>	LIVE	Swami Ramanand Teerth Marathwada University Nanded	2025	2026	Continuation of Affiliation	2025-03-13	2025-06-30	Online	<a href="#">Click here for payment</a> (Scensu)



# Step By Step Affiliation Proposal Process

➤ Select the Programs for your college.

In - Programmes Requested for Affiliation - Click Save

Application : Continuation of Affiliation

Successfully Updated Required Programmes.

Application : Continuation Of Affiliation (2025-2026)

Programmes Requested for Affiliation \*

2024C : Master of Science(Data Science) (F2F) \* | BCOM-G-J14 : Bachelor of Commerce(Commerce) (F2F) \* | BSC-G-G2 : Bachelor of Science(Science) (F2F) \* | CO-BA-G-G1 : Bachelor of Arts(Arts) (F2F) \*

Select all

2024A : BCA (F2F)

2024B : Post Graduate Diploma(Guidance and Counselling) (F2F)

2024C : Master of Science(Data Science) (F2F)

2024D : Master of Arts(Theater Arts& Films) (F2F)

2024E : Master of Arts(M.A. (Music)) (F2F)

2024F : Master of Arts(Psychology) (F2F)

2. BCOM-G-J14 : Bachelor of Commerce(Commerce)

3. BSC-G-G2 : Bachelor of Science(Science)

4. CO-BA-G-G1 : Bachelor of Arts(Arts)

Note: After you submit the application and it is approved, the university administration will provide the amount to be paid based on the fee breakdown or invoice uploaded by the university.

View Uploaded fee breakdown/invoice

Start Application

© Samarth eGov Suite - Designed & Developed by University of Delhi | An Initiative by Ministry of Education

24°C Cloudy

Search

ENG IN 12:01 29-09-2023

# Step By Step Affiliation Proposal Process

- Then Click Start Application.
- Fill the details of Strength Information for each program separately

artmus.samarth.ac.in says  
The selected programme does not exists in the NEP-STREAM category; therefore, subject information is not required

Strength Information

Department Name: Data Sc

Programme Offered\*: 2024C : Master of Science(Data Science)

Major Subject: Loading...

Minor Subject: Loading...

Total Student Strength\*: Enter Sanctioned Strength

Total Teaching Staff\*: Enter Total Teaching Staff

Batch details for selected programs based on duration in years\*

Is this the new batch?	Year	Batch No.	Academic Year From	Academic Year To	No. Of Students Approved	No. Of Students Admitted
Select	Enter Year	Batch No.	Select Year	Select Year	Enter month	Enter month

Add

# Step By Step Affiliation Proposal Process

Faculty Details

Strength Information

Additional Information

Batch: 2025 - 2026 <b>new batch</b>	Year: 2024 Batch Name: 1	Student Approved: 120 Student Admitted: 110
<hr/>		
2024C : Master of Science(Data Science)	Total sanctioned strength: 30	Total Teaching Staff: 2
Batch: 2025 - 2026 <b>new batch</b>	Year: 2024 Batch Name: 1	Student Approved: 30 Student Admitted: 28
<hr/>		
BSC-G-G2 : Bachelor of Science(Science)	Total sanctioned strength: 120	Total Teaching Staff: 5
Batch: 2025 - 2026	Year: 2021 Batch Name: 2	Student Approved: 120 Student Admitted: 118
<hr/>		
BCOM-G-J14 : Bachelor of Commerce(Commerce)	Total sanctioned strength: 120	Total Teaching Staff: 3
Batch: 2025 - 2026	Year: 2021 Batch Name: 2	Student Approved: 120 Student Admitted: 111
<hr/>		

Back

Save and Next

# Step By Step Affiliation Proposal Process

➤ Uploaded the Undertaking and Calculated fees

eGev / Dashboard / Affiliation Application Form : Uplo...

Change Page Font Size : A - A A print0-Principal (Test College for demo) (Affiliated User) Swami Ramanand Teerth Marathwada University Nanded print0

College Affiliation

Home

Faculty Details

Additional Information

Uploads

Declarations

Form Summary

Faculty Details (100%) Additional Information (50%) Success (66.67%)

2

Upload Required Documents And Certificates

Undertaking (Upload the undertaking -Sample file is attached herewith) [pdf] \*

+ Select file

View Sample Document/Format Guidelines

Calculated Fees by College [pdf] \*

+ Select file

[ Back ] Save and Next ]

# Step By Step Affiliation Proposal Process

- Download sample of Undertaking by clicking on view sample document format .

The screenshot displays the 'College Affiliation' web interface. On the left is a sidebar menu with options: Home, Faculty Details, Additional Information, Uploads, Declarations, and Form Summary. The 'Additional Information' section is active. At the top, a progress bar shows three steps: 'Faculty Details (100%)' with a green checkmark, 'Additional Information (50%)' with a blue circle containing the number 2, and 'Success (66.67%)' with a green checkmark. Below the progress bar, the heading 'Upload Required Documents And Certificates' is centered. The main content area contains two document upload slots. The first slot is for 'Undertaking (Upload the undertaking -Sample file is attached herewith) [pdf] \*'. It shows a green '+ Select file' button, a preview of 'Self Declaration.pdf (26KB)', a blue 'Start Upload' button, a red 'Cancel' button, and a yellow 'View Sample Document,Format Guidelines' button. The second slot is for 'Calculated Fees by College [pdf] \*' with a green '+ Select file' button. At the bottom left is a blue 'Back' button, and at the bottom right is a green 'Save and Next >' button.

# Step By Step Affiliation Proposal Process

## ➤ Start Upload.

eGov / Dashboard / Affiliation Application Form : Uplo...

Change Page Font Size : A - A A print() Principal (Test College for demo) (Affiliated User) Swami Ramnarayn Teerth Marathwada University Nanded print()

\*\*\* College Affiliation

Home

Faculty Details

Additional Information

Uploads

Declarations

Form Summary

Faculty Details (100%) Additional Information (50%) Success (68.67%)

### Upload Required Documents And Certificates

Undertaking (Upload the undertaking -Sample file is attached herewith) [pdf] \*

+ Select file pdf Delete View Sample Documents/Format Guidelines

Calculated Fees by College [pdf] \*

+ Select file pdf Delete

Back Save and Next

# Step By Step Affiliation Proposal Process

➤ Click check box of Declaration then click form Summary

Home

Faculty Details

Additional Information

Uploads

Declarations

Form Summary

Faculty Details (100%) Additional Information (100%) Success (100%)

Success! Uploads section has been successfully completed

Declaration

☒ Declaration of Agreement

Back

# Step By Step Affiliation Proposal Process

➤ Submit the application after checking everything is ok

The screenshot displays the 'Form Summary' page of the Samsarth eGov Suite. The left sidebar contains navigation links: Home, Faculty Details, Additional Information, Uploads, Declarations, and Form Summary (which is highlighted). The main content area is titled 'Strength Information:' and contains a table with three columns: 'Programme', 'Sanctioned Strength', and 'Total Teaching Staff'. The table lists three programmes: CO-BA-G-G1: Bachelor of Arts(Arts), 2024C : Master of Science(Data Science), and BSC-G-G2 : Bachelor of Science(Science). Each programme has a 'Batch: 2025 - 2026' with a 'new batch' label. Below the table, the 'Extra Documents' section lists two documents: '(1) Undertaking' and '(2) Calculated Fees By College', each with a 'View File' link. At the bottom, there is a 'Back' button and a 'Final Submit' button with a dropdown arrow. The footer text reads: 'Samsarth eGov Suite - Designed & Developed by University of Delhi | An Initiative by Ministry of Education'.

Programme	Sanctioned Strength	Total Teaching Staff
CO-BA-G-G1 : Bachelor of Arts(Arts)	Total sanctioned strength: 120	Total Teaching Staff: 5
Batch: 2025 - 2026 <span>new batch</span>	Student Approved: 120	Student Admitted: 110
2024C : Master of Science(Data Science)	Total sanctioned strength: 30	Total Teaching Staff: 2
Batch: 2025 - 2026 <span>new batch</span>	Student Approved: 30	Student Admitted: 28
BSC-G-G2 : Bachelor of Science(Science)	Total sanctioned strength: 120	Total Teaching Staff: 5
Batch: 2025 - 2026	Student Approved: 120	Student Admitted: 118

Extra Documents

(1) Undertaking	<a href="#">View File</a>
(2) Calculated Fees By College	<a href="#">View File</a>


[Back](#) [Final Submit](#)

Samsarth eGov Suite - Designed & Developed by University of Delhi | An Initiative by Ministry of Education



# Step By Step Affiliation Proposal Process

➤ Click Submit for final submission.



The screenshot shows a web application interface for an affiliation proposal. A modal window titled "Disclaimer" is centered on the screen. The modal contains the following text: "Fee To Be Paid" followed by a text input field, "Late Fee That's Beed Added :" followed by a text input field, and a red warning message: "Once you submit this form, you can't update the form." At the bottom of the modal are two buttons: "Cancel" and "Submit". The background of the web form is dimmed and shows sections for "Faculty Details", "Additional Information", "Programs", and "Total Teaching Staff".

# Step By Step Affiliation Proposal Process

## ➤ Affiliation Application List

eGov / Affiliation Applications

Change Page Font Size : A - A A

print0-Principal (Test College for demo) (Affiliated User)

Swami Ranarand Teerth Marathwada University Nanded

print0

College Affiliation

DASHBOARD

Dashboard

AFFILIATION APPLICATIONS

Apply For Affiliation

Late Affiliation Application

Affiliation Correction

Affiliation Applications List

PAYMENT

Payment History

Affiliation Applications

Showing 1-2 of 2 items.

#	Actions	Type of Affiliation Request	Affiliation Application Status	Pay Status	Application Number	Name of the College	Code	Total Amount	Amount Re
		<div>-Select-</div>	<div>Search</div>	<div>Search</div>	<div></div>	<div></div>	<div></div>		
1	<div><div></div><div>Pay Online</div></div>	Continuation of Affiliation	<div>APPROVED</div>	<div>Payment Enable but not paid yet</div>	AFM106267d7b5b	Test College for demo	10	1.00	
2	<div><div></div><div>Pay Offline</div></div>	Permanent Affiliation	<div>DRAFT</div>	<div>Payment process will start upon application approval</div>	AFM106267dd446	Test College for demo	10		

# Step By Step Affiliation Proposal Process

➤ Click on Pay Online

The screenshot shows a web interface for 'College Affiliation'. On the left is a sidebar menu with the following items: **DASHBOARD** (containing 'Dashboard'), **AFFILIATION APPLICATIONS** (containing 'Apply For Affiliation', 'Late Affiliation Application', 'Affiliation Correction', and 'Affiliation Applications List'), and **PAYMENT** (containing 'Payment History'). The main content area is titled 'Payment Initialization' and includes a 'Back' button in the top right corner. Below the title, it displays 'Total Amount : ₹'. A section titled 'Select Payment Option' contains a large button labeled 'Click here for payment(Science)' and a smaller 'Proceed To Pay' button below it.

# Step By Step Affiliation Proposal Process

➤ Proceed to pay


Please do not refresh this page...





**S R T M UNIVERSITY NANDED**  
Tax Ref ID: 7\_APM\_FEE  
**₹1.00**

Your information is secured using industry standard encryption

All Payment Options

  
UPI

  
Cards

  
Netbanking

**BHIM UPI**

\*\*\*\*\*6122

## Step By Step Affiliation Proposal Process

➤ Pay the Affiliation Fees.

<https://srtmun.ac.in/images/Data2025/AcademicCircular/AffiliationCircularNo676dt29082025EsamarthOnlineProtalAffiliati.pdf>

<https://srtmun.ac.in/images/Data2025/AcademicCircular/FeesStructureAffiliationAY202627.pdf>

# Step By Step Affiliation Proposal Process

➤ Print PDF

DASHBOARD

Dashboard

AFFILIATION APPLICATIONS

Apply For Affiliation

Late Affiliation Application

Affiliation Correction


Affiliation Applications List

PAYMENT

Payment History

BACK

PRINT PDF



### Affiliation Bill and Receipt

Swami Ramanand Teerth Marathwada University Nanded

Academic Year: 2025-2028


Bill Receipt

Application No	AFM10825707858
College Name	Test College for demo
Application Request Type	Continuation of Affiliation
Transaction ID	
Transaction Status	PAID SUCCESSFULLY
Transaction Date	2025-09-02 13:16:46
Total Amount	₹
Received Amount	₹

# Step By Step Affiliation Proposal Process

- Take the print of College Profile and Affiliation Bill Receipt to submit it to university affiliation section.

Affiliation Application: Test College for demo



**Affiliation Bill and Receipt**  
Swami Ramanand Teerth Marathwada University Nanded  
( 2025-2026 )

**Bill Receipt**

Application No	AFM106267d7L5b
College Name	Test College for demo
Application Request Type	Continuation of Affiliation
Transaction Id	-
Transaction Status	Paid Successfully
Transaction Date	2025-09-02 13:16:46
Total Amount	-
Recived Amount	-

Affiliation Application: Test College for demo

**Programmes selected**

1. 2024G : Master of Science(Data Science)
2. BCOM-G-J14 : Bachelor of Commerce(Commerce)
3. BSC-G-G2 : Bachelor of Science(Science)
4. CO-BA-G-G1 : Bachelor of Arts(Arts)

Total amount required for this application as per the University Affiliation Administrator  
INR 1.00

Note- After you submit the application and it is approved, the university administration will provide the amount to be paid based on the fee breakdown or invoice uploaded by the university.

Amount to be paid [View Uploaded fee breakdown/invoice](#) INR 1.00